



nest.

Welcome home.

Explore Nest

Press the ring for the menu, then turn it to select.



Off

Turn the thermostat off.

Schedule

See or change the schedule Nest has learned from your temperature adjustments.

Energy

See how much energy you've used in the last ten days and why.

Settings

Find options like Thermostat Lock and True Radiant.


Away

Set Nest to Away when you leave to save energy while you're gone.

Meet the Nest Learning Thermostat



- Current temperature**
Shows the temperature in your home.
- Display**
Turns orange when heating.
- Status**
Nest shows you Time-to-Temperature and other status messages.
- Target temperature**
Shows the temperature you want to reach.
- Nest Leaf**
Appears when you're saving energy.
- Sensor window**
Contains temperature, humidity, light and activity sensors.



Your life with Nest.

Heating your home is different with Nest.

No more adjusting the programmer—now you can manage the heat from your thermostat.

Once it's on your wall, all you need to do is teach Nest well. Turn it down to save energy, turn it up to get warm—the Nest Thermostat learns from every adjustment you make.

And it keeps getting better.

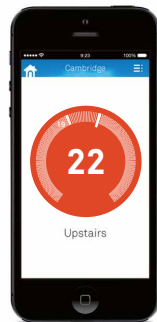
Install & setup

Contact a professional to install your new Nest.

Once Nest is installed, don't touch your central heating programmer. Nest is a programmer and thermostat in one, so during setup you'll tell Nest when you want the heat to be off.



Day 1



Remote control

Connect Nest to Wi-Fi, sign up for a Nest Account at nest.com/uk/account, and download the Nest app for your mobile or tablet.



Auto-Schedule

Nest will remember the temperatures you like and build a schedule. Just change the temperature when you go to bed or leave the house.



True Radiant

Nest learns how long it takes your home to heat up and cool down, so it can calculate exactly how much heating to use to keep you comfortable.



Day 7

Changing the temperature just 1°C can lower your heating bill up to 10%.

Check your schedule

You can edit your schedule on the Nest Thermostat, the Web or the Nest app.



Nest Leaf

The Leaf appears when you choose a temperature that saves energy.



Energy History

See when your heating was on and how your adjustments, the weather and Auto-Away affected your energy use.



Auto-Away

Nest automatically turns itself to an energy-saving temperature when you're away.

Save the most with Auto-Away by setting your Away "heat to" temp below 16°C.

Day 30



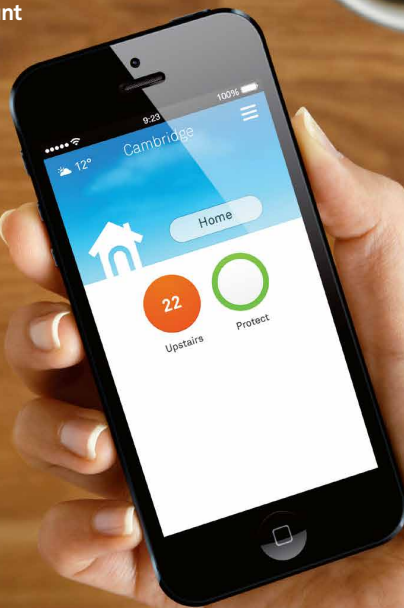
Energy Report

Your monthly Energy Report email is packed with energy info and tips to help you save.

Control from anywhere

Connect Nest to Wi-Fi and you can control it from your mobile, tablet or laptop.

Just download the free Nest app or go to nest.com/uk/account



We take your privacy seriously.
Find out more at nest.com/uk/privacy
Visit nest.com/uk/support for more
info about Nest's facts and figures.